



**NEW ENGLAND  
WOODCRAFT**

**I N C O R P O R A T E D**

**GENERAL SERVICES ADMINISTRATION  
FEDERAL SUPPLY SERVICE**

**AUTHORIZED FEDERAL SUPPLY SCHEDULE  
PRICE LIST**

SUPPLEMENTAL NUMBER 12

EFFECTIVE MAY 5, 2008

CONTRACT NUMBER

**GS-27F-0023K**

**New England Woodcraft, Inc.**

Forest Dale, Vermont USA 05745 (800) 506-8211 (802) 247-8211 FAX (802) 247-8042



## Government Price List - May 2008

---

General Services Administration  
Federal Supply Service  
Authorized Supply Schedule Pricelist (Catalog)

On line access to contract ordering information, terms and conditions, up-to-date pricing and the option to create an electronic delivery order is available through GSA Advantage! TM, a menu driven data base system. The INTERNET address for GSA Advantage is <http://www.gsaadvantage.gov>.

FSC Group 71 Part II  
Household and Quarters Furniture  
FSC Class 7105 & 7210  
**GSA Contract Number: GS-27F-0023K**

For more information on ordering from Federal Supply Schedules click on the FSS Schedules button at <http://www.fss.gov>.

**Contract Period:** September 20,2005 through December 19, 2010

**Contractor:** New England Woodcraft. Inc.  
P.O. Box 165  
Route 53  
Forest Dale, VT 05745  
Phone: (800) 506-8211  
Fax: (802) 247-8042  
E-mail: [sales@newenglandwoodcraft.com](mailto:sales@newenglandwoodcraft.com)

**Business Size:** Small, Veteran Owned

### INFORMATION FOR ORDERING ACTIVITIES:

- 1a. Table of awarded special item numbers:
  - 71-203 page 8
  - 71-204 pages 6 – 11, 14 – 18, 20 – 29, 31 – 54, 56 – 63, 65
  - 71-205 pages 19, 42, 55
  - 71-206 pages 58 – 61, 63 - 65
- 1b. Lowest price model under SIN's:

71-203 #2145J	\$ 19.75
71-204 #(C)	\$ 14.27
71-205 #2086	\$ 81.95
71-206 #0234-SE	\$212.30
2. **Maximum Order Threshold: \$2,000,000.00**
3. **Minimum Order: \$100.00**
4. Geographic Coverage (delivery area)  
The geographic coverage area is the continental United States (CONUS) and overseas/International
5. Points of Production: Forest Dale, VT / Rutland County, zip 05745
6. Discount from list prices: Prices shown herein are NET (discount deducted)

## Government Price List - May 2008

---

7. Volume Discounts:
- |                |   |                |      |
|----------------|---|----------------|------|
| \$50,000.00    | - | \$150,000.00   | 1.0% |
| \$150,001.00   | - | \$250,000.00   | 1.5% |
| \$250,001.00   | - | \$500,000.00   | 2.0% |
| \$500,001.00   | - | \$1,000,000.00 | 2.5% |
| \$1,000,001.00 | - | \$2,000,000.00 | 3.0% |
8. Prompt Payment Terms: ½ % 20 days, net 30 days.
- 9a. Government credit card is accepted (no additional discounts apply).
- 9b. N/A
10. Foreign Items: NONE
11. Time of Delivery: 90 Days, ARO
12. FOB Points: Forest Dale, VT 05745
13. **Ordering Address:** New England Woodcraft, Inc.  
481 North Street  
P.O. Box 165  
Forest Dale, VT 05745  
(800) 506-8211 voice / (802) 247-8042 fax
14. **Payment Address:** New England Woodcraft, Inc.  
P.O. Box 165  
Forest Dale, VT 05745
15. Warranty: All items will be free from defects in material and workmanship for a period of five years from date of delivery. Solid wood merchandise has an extended warranty of **TEN** years from date of delivery.
16. Export Packaging Charges: Available upon request.
- 17-23 N/A
24. All items are Year 2000 compliant.
25. Environmental attributes include the use of Recycled material where appropriate, energy efficient production facilities and as an industry leader in the the reduction of air pollutants.
26. Data Universal Number System (DUNS) Number: 04-565-0587
27. New England Woodcraft, Inc. is registered in the Central Contractor Registration (CCR) database.

**GENERAL DESCRIPTION AND SPECIFICATIONS**

We manufacture several different lines of casegoods specially constructed to meet the rigorous requirements found in the government, hospitality and school dormitory markets. Special construction features such as: HIGH PRESSURE PLASTIC LAMINATE TOPS, SOLID HARDWOOD INTERIOR FRAMES, FINGER DOVETAILED HARDWOOD DRAWERS AND 75 LB. METAL DRAWER SLIDES ensure years of durability. Note the specific construction specifications in our catalogue.

**CLAIMS AND WARRANTIES**

New England Woodcraft's merchandise is warranted to be free from defects in material and workmanship for a period of **five years** from the date of delivery. Our solid wood merchandise has an extended warranty of **ten years** from date of delivery to be free from defects in material and workmanship. New England Woodcraft's warranty does not apply to goods damaged in transit or abuse caused by the product user. In the event of a warranty claim, our sole liability shall be the repair or replacement of parts, necessary adjustments and other repairs required to maintain the product in proper working order. Manufacturers of upholstery fabrics do not guarantee their materials for wearing quality or color fastness, so we are unable to guarantee the fabric or fill materials for our upholstered goods. Due to natural wood variations, wood furniture is sold subject to minor variations or irregularities of color, surface grain, or texture.

Furniture is shipped at the purchaser's own risk after it has been carefully inspected and packed. It is accepted as such by the carrier, recipient should inspect it carefully. Any loss or damage should be noted on delivery receipt and claims filed immediately with the carrier. All other adjustments will be considered only if filed with us in writing within five (5) days after arrival of shipment. Merchandise will not be accepted for return unless previously approved by us in writing. Prices do not include packaging, crating, uncrating, storage, installation, or sales taxes.

**THERE IS NO OTHER EXPRESS WARRANTY. SELLER HEREBY DISCLAIMS ALL IMPLIED WARRANTIES INCLUDING THE IMPLIED WARRANTY OF MERCHANTABILITY AND FITNESS FOR ANY PARTICULAR PURPOSE INDICATED BY BUYER TO SELLER.**

**IT IS EXPRESSLY AGREED THAT THIS REMEDY OF REPAIR, REPLACEMENT OR CREDIT, AT SELLER'S OPTION, IS BUYERS EXCLUSIVE REMEDY UNDER THIS WARRANTY. IN NO EVENT SHALL SELLER BE LIABLE FOR CONSEQUENTIAL DAMAGES.**

## Government Price List - May 2008

---

Any written warranties on items furnished by New England Woodcraft but not manufactured by our company will be assigned to the buyer. However, New England Woodcraft does not adopt and does not guarantee or represent that the manufacturer will comply with any of the terms of the warranty of such manufacturer.

NOTE: Prices do not include cartoning of product. If items must be cartoned or packed suitable for domestic service shipment, please add 6% to the Net Item price. Add the suffix (C) to the item number or code for a cartoned shipment. Export packing charges are available on request.

If the customer is unwilling or unable to accept delivery when the order is ready for shipment, we reserve the right to invoice as of the said date and store the furniture at the customer's risk and expense.

## **FURNITURE - GENERAL QUALITY CONSTRUCTION FOR CASEGOODS**

1. **SOLID WOOD:** Lumber shall be kiln dried, plain sawn Red Oak or Northern Hard Maple. Laminations consist of planks no less than 3/4 inch, no more than 4 inches in width. No splices, loose knots, torn grain, checks, snakes, splits, cracks or defects of any kind shall be permitted. LAMINATION: Planks shall be edge-glued using Franklin Titebond regular or imperial aliphatic resin glue. The glue joint shall be stronger than the wood itself. Moisture content at time of assembly shall be kept between 5% and 7% inclusive. All joints shall be true and tight and securely glued in place. Surface of joints must fit accurately with no openings or splintering. Joints shall have 100% glue coverage. No starved joints will be allowed. Excess glue shall be neatly and thoroughly cleaned from all surfaces exposed to view.

2. **PLYWOOD VENEER PANELS:** Full veneers are selected plain-sliced natural wood veneers. Composition boards utilized: Particle board Specification ANSI A208. 1 - 1979. Hardboard-product standard P558-73. Chipcore 42 lbs density TFI Manufacturing specification. Fiberboard ANSI A208.2-1980 3/8" – 48 lbs density. Hardwood Plywood US Department of Commerce Standard PS-51 -71. Type II.

3. **HIGH PRESSURE PLASTIC LAMINATE:** Plastic Laminate shall be a minimum of .02 with a typical thickness of .031 laid up on our industrial grade particle board. Plastic Laminate is also available laid up on veneer core plywood. Color to be selected from manufacturer's standard high pressure plastic laminate colors.

4. **DRAWER CONSTRUCTION:** On all drawer sides we use a 7/16" thick 5 ply finished hardwood veneer plywood. The drawer bottoms are made from 1/4" thick hardboard. All drawers are assembled with old-fashioned finger dovetail joints which is still the best drawer construction today. The drawers run on side-mounted heavy duty metal tracking with 75 lb test load capacity and come with drawer stops. The drawer fronts can be changed so they can be removed easily if one gets damaged. (See General Construction Features).






5. **INTERNAL CONSTRUCTION:** The interior framing inside the furniture items consists of a 4 sided hardwood frame at every drawer level. Each frame is lap jointed, glued and then stapled in all four corners. Each frame is then screwed to the interior cabinet sides. The base and top are also screwed to the interior framing of the cabinet. This type of frame construction allows one to change a side or top panel if the piece is damaged. All cabinets have reinforcing corner blocks glued and screwed into the corner of the base. (See General Construction Features).

6. **FINISHING:** Finish materials are of the best quality to give a hard, durable, smooth liquid resistant finish. All surfaces exposed to view in normal use are smoothly machined and sanded. The application of our finishing materials is controlled to produce items of a uniform, smooth quality appearance. Finishes are UV cured urethane and/or water base acrylic. *Our finishing process is environmentally friendly and emits no V.O.C.'s (Volatile Organic Compounds) into the atmosphere.*


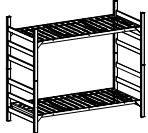

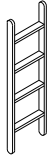



**BEDS:**

All beds are constructed from Northern Red Oak and are available in three sizes: regular twin size (38" x 76") or long-boy sizes (36" x 80"), (38" x 80"). Bed mattress platforms are steel no-sag spring assemblies. All Bunkbeds have passed the Federal Government Performance Test requirements and the 25,000 underbed storage drawer cycle test.



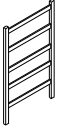


**SINGLE BEDS**

<b>SIN</b>	<b>ITEM #</b>	<b>DESCRIPTION</b>
71-204	2146S 	<b>Solid Wood Single Bed with No-Sag Spring</b> 84-5/8" x 40" x 36"H  Post Size: 2 1/4" x 2 1/2"
71-204	2150S	<b>Solid Wood Single Bed with No-Sag Spring</b> 85" x 42" x 36"H
71-204	2159S 	<b>Solid Wood Single Bed with Bolt-On No-Sag Spring</b> 85" x 38" x 38"H  Post Size: 1 3/4" x 2 1/2"
71-204	2570S 	<b>Solid Wood Single Bed with E-Z Lock No-Sag Spring - Hardwareless</b> 85" x 40" x 36"  Post Size: 1 3/4" x 2 1/2"
71-204	2573 	<b>Solid Wood Single Bed with 5 Position E-Z Lock No-Sag Spring - Hardwareless</b> 85" x 40" x 36"  Post Size: 1 3/4" x 2 1/2"
71-204	2580S	<b>Solid Wood Single Bed with E-Z Lock No-Sag Spring - Hardwareless</b> 85" x 41" x 36"H  Post Size: 2 1/2" x 2 1/2"
71-204	2100 	<b>Wood Single Bed with Metal Frame / Wood Slat Platform - Legs are E-Z Mount</b> 85" x 40" x 36"H

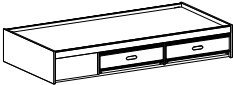
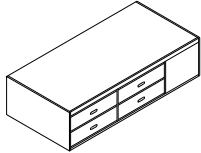
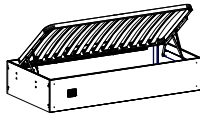


**BUNK BEDS**

SIN	ITEM #	DESCRIPTION
71-204	2159 	<b>Solid Wood Bunk Bed with two Steel No-Sag Springs</b> 83.25" x 37" x 62"H Post Size: 1 3/4" x 2 1/2"
71-204	2570 	<b>Solid Wood Bunk Bed - Hardwareless</b> 85" x 38" x 72"H Post Size: 1 3/4" x 2 1/2"
71-204	2580 	<b>Solid Wood Bunk Bed - Hardwareless</b> 85" x 38.6" x 72"H Post Size: 2 1/2" x 2 1/2"
71-203	2145L 	<b>Bunk Bed or Loft Bed Ladder</b>
71-204	2560G 	<b>Bunk Bed or Loft Guard Rail - Solid Wood</b>
71-204	2570G 	<b>Bunk Bed or Loft Guard Rail - Metal</b>
71-204	570I 	<b>Hanging Shelf with Closet Rod</b>

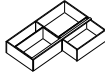
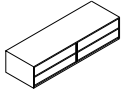
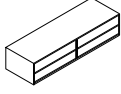
**LOFT BEDS**

<b>SIN</b>	<b>ITEM #</b>	<b>DESCRIPTION</b>
71-203	2146L 	<b>Solid Wood Loft Bed with No-Sag Spring and 2 Stabilizer Rails</b> 84.6" x 40" x 72"H Post Size: 2 ¼" x 2 ½"
71-203	2570L 	<b>Solid Wood Loft Bed with E-Z Lock Spring and 2 Stabilizer Rails</b> 85" x 40 x 72"H Post Size: 1-3/4" x 2-1/2"
71-203	2151 	<b>OPTION: Loft Ladder End, Solid Wood</b>
71-203	(SR)	<b>OPTION: Metal Loft Stabilizer Rail</b>
71-203	2150J	<b>OPTION: Stabilizer Hardware Assembly Package</b>
71-203	(FR)	<b>OPTION: Solid Wood Facia Rail, 3/4" x 4" (each)</b>
71-203	(FR2)	<b>OPTION: Solid Wood Facia Rail, 3/4" x 2-1/4" (each)</b>
71-203	2145J 	<b>OPTION: Two Loft Stabilizer Splints</b>
71-204	2159B	<b>OPTION: Universal Metal No-Sag Spring with Brackets</b>
71-203	570C 	<b>Writing Surface for Loft</b> Plastic Laminate Writing Surface, (2) Platform Rails, (2) Fascia Rails





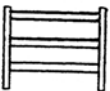
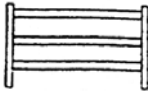
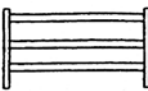
**CAPTAIN'S BEDS**

<b>SIN</b>	<b>ITEM #</b>	<b>DESCRIPTION</b>
71-204	2137-2 	<b>Wood Veneer Two Drawer Captain's Bed (V-1)</b> 83" x 40" x 12"H <b>OPTION: Solid Wood (SW)</b> <b>OPTION: Solid Wood Radius Panel Edges (WE)</b>
71-204	2137-4 	<b>Wood Veneer Four Drawer Captain's Bed (V-1)</b> 83" x 40" x 23"H <b>OPTION: Solid Wood Radius Panel Edges (WE)</b> <b>OPTION: Solid Wood (SW)</b> <b>OPTION: Back Storage Compartment (BC)</b> <b>OPTION: Large Storage Drawer (TA)</b> <b>OPTION: Door in place of False Front (DR)</b> <b>OPTION: Pull-Out Tray (PT)</b> <b>OPTION: Ready-To-Assemble (RTA)</b>
71-204	2537S 	<b>Storage Bed with Lift-Up Metal Frame / Wood Slat Platform</b> 82 1/4" x 40 9/16" x 15 7/8"H <b>OPTION: Solid Wood End (SW) ea.</b> <b>OPTION: Additional Height 10" (AH)</b> <b>OPTION: 3 Drawer Storage Unit (SU)</b> <b>OPTION: Metal Handles (MH) ea</b> <b>OPTION: Locking System (LS)</b> Locks bed frame and drawers <b>OPTION: Upgrade to Cherry Veneer (CH)</b> <b>OPTION: Solid Cherry Face Panel (FP)</b> <b>OPTION: Bottom Door with Lid Stays (BD)</b> <b>OPTION: Storage Unit Bottom Support (BS)</b> <b>OPTION: Padlockable Cylinder Lock (PCL)</b>
71-204	2537-HF 	<b>High Headboard and Footboard Only</b> 42 9/16" x 41 1/2"H x 1 3/4"
71-204	2538 	<b>Total Storage Bed</b> Includes (4) Bed Ends, Bottom Lift-Up Storage Bed and Overhead Storage Compartment <b>OPTION: Hasp Loop for Lock on Lift-Up Bed (HL)</b> <b>OPTION: Padlockable Cylinder Lock on</b> <b>Overhead Storage Compartment (PCL)</b> <b>OPTION: Bolt-On Stabilizer Rail (SRB)</b>


**UNDER BED STORAGE**

SIN	ITEM #	DESCRIPTION
71-204	2162-1S	<b>One Drawer Stackable Underbed Storage Unit</b> Wood Veneer Construction 36" x 24" x 10"H 7-3/4" Drawer Height
71-204	2162-2 	<b>Wood Veneer Two Drawer Under Bed Storage Unit</b> 75" x 24" x 10"H 7-3/4" Drawer Height  <b>Note: This item must be used with a Bed Unit</b>
71-204	2162-4 	<b>Wood Veneer Four Drawer Under Bed Storage Unit</b> 75" x 24" x 16"H 6-3/8" Drawer Height  <b>Note: This item must be used with a Bed Unit</b>
71-204	2162-4B 	<b>Wood Veneer Four Drawer Under Bed Storage Unit</b> 75" x 24" x 20"H 7-3/4" Drawer Height  <b>Note: This item must be used with a Bed Unit</b>

**HEADBOARDS**

<b>SIN</b>	<b>ITEM #</b>	<b>DESCRIPTION</b>
71-204	2215P7 	<b>Twin Headboard – Wood Veneer (V1)</b> 43-1/4" x 2-1/4" x 24"H  <b>OPTION: Solid Wood Radius Panel Edges (WE)</b> <b>OPTION: Stor Headboard w Pull-Out Drawer (SHD)</b> <b>OPTION: Hasp Loop for Lock(SHL)</b> <b>OPTION: Upgrade to Cherry (CH)</b>
71-204	2216P7 	<b>Full Headboard – Wood Veneer (V1)</b> 58-1/2" x 2-1/4" x 24"H  <b>OPTION: Solid Wood Radius Panel Edges (WE)</b>
71-204	2217P7 	<b>Queen Headboard – Wood Veneer (V1)</b> 65-1/4" x 2-1/4" x 24"H
71-204	2218P7 	<b>King Headboard – Wood Veneer (V1)</b> 85-1/4" x 2-1/4" x 24"H
71-204	2315 	<b>Twin Headboard – Solid Wood</b> 42" x 2 1/4" x 36"H  <b>OPTION: Hardwareless Wedgelock Brackets (HW)</b>
71-204	2316 	<b>Full Headboard – Solid Wood</b> 58" x 2 1/4" x 36"H
71-204	2317 	<b>Queen Headboard – Solid Wood</b> 64" x 2 1/4" x 36"H
71-204	HBLEG	<b>Headboard Leg Set</b>

**BED FRAMES**

<b>SIN</b>	<b>ITEM #</b>	<b>DESCRIPTION</b>
71-204	2315-97P 	<b>Universal Metal Bed Frame for Wall Mounted Headboards</b>
71-204	2316-97P	<b>Universal Metal Bed Frame for Frame Mounted Headboards</b>

**MATTRESSES AND BOX SPRINGS**

<b>SIN</b>	<b>ITEM #</b>	<b>DESCRIPTION</b>
71-204	2364T	<b>Twin Mattress Extra Long 38" x 80"</b>
71-204	2364B	<b>Twin Box Spring Extra Long 38" x 80"</b>
71-204	2364F	<b>Full Mattress 53" x 74"</b>
71-204	2364FB	<b>Full Box Spring 53" x 74"</b>
71-204	2364FXL	<b>Full Mattress Extra Long 53" x 80"</b>
71-204	2364FBXL	<b>Full Box Spring Extra Long 53" x 80"</b>
71-204	2364Q	<b>Queen Mattress 60" x 80"</b>
71-204	2364QB	<b>Queen Box Spring 60" x 80"</b>

### CASEGOODS - DESKS - BOOKCASES

All chests, desks, and nightstands are manufactured utilizing several different types of materials and panel edge treatments. All chests, desks and nightstands are available in Solid Northern Oak, natural wood veneers, high pressure plastic laminate or any combination. An upgrade to Cherry Veneer (CV) is available for a 15% upcharge and solid cherry (CH) for a 35% upcharge.

All casegoods, beds, wall units and wardrobes in our dormitory line come in a durable natural finish. There is a 10% upcharge for staining. Please call for final quote.

All high pressure plastic laminate top panel edges are edgebanded in 1/4" thick or 3/8" thick solid hardwood. 3mm thick PVC edgeband is also available. Dentil molding is available for a 10% upcharge - Add Prefix "D".

All casegoods are also available with an (MTM) "**Metal To Metal**" option in order to meet unique requirements. This method of construction utilizes metal studs and metal cam-locks to hold joints together and facilitate replacement of parts. Please use the suffix **(MTM)** in order to denote this Metal To Metal option. There is an upcharge of 9% for the MTM option.

Regardless of the type of material and edgebanding used, we utilize the same internal solid hardwood framing, corner blocks and finger dovetail drawer construction which sets our furniture above all others in durability.

### TYPES OF CASEGOOD MATERIAL CONSTRUCTION

**HP-1:** All exterior panels, top and drawer fronts are made of high pressure plastic laminate on a 3/4" thick high density particle board center panel. Exterior panel edges are edgebanded with high pressure plastic laminate.

**HP-2:** All exterior panels, top and drawer fronts are made of high pressure plastic laminate as with the HP-1 construction above. All exterior panel edges including the top are edgebanded in a special 3mm pvc edgebanding.

**V-1:** All exterior panels and drawer fronts, but not the tops are made up of natural oak veneers on a stable fiber-core center panel (not particle board). All veneer panel edges are edgebanded in a matching natural veneer. The tops are made of high pressure plastic laminate with 3mm pvc edgebanding.

**V-2:** All exterior panels are made of natural oak veneers on a stable fiber core center panel as with the V-1 construction above. V-2 construction is also available on a veneer core center panel. Drawer fronts are made of Solid Northern Red Oak. Tops are made of high pressure plastic laminate. All panel edges though are edgebanded with 1/4" or 3/8" thick solid wood strips, finished natural. This solid wood strip protects the panel edges from nicks, chips and abrasions.








**O-1:** All exterior panels and drawer fronts, but not the tops are made of Northern red Oak. The tops are made of high pressure plastic laminate with 3mm pvc edgebanding.

**O-2:** All exterior panels, and drawer fronts but not the tops are made of Northern Red Oak. The tops are made of high pressure plastic laminate edgebanded with 1/4" or 3/8" thick solid oak edgebanding finished natural.

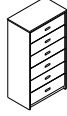

**NOTE:** Drawer fronts can be made of a different material than the cabinet side panels. Fronts can be solid oak, natural wood veneers or high pressure plastic regardless of what material the case sides are made of.

**NOTE:** All casegoods are available with finished backs.



**CHESTS**

SIN	ITEM #	DESCRIP.	V-1	V-2	O-1	O-2
71-204	2203 	<b>3 Drawer Chest</b> 32" x 19" x 30"H	\$186.43	\$194.67	\$199.82	\$210.12
71-204	2203-ADA 	<b>ADA 3 Drawer Chest</b> 32" x 24" x 33"H	\$206.50	\$208.70	\$229.40	N/A
71-204	2203-24 	<b>3 Drawer Chest</b> 32" x 24" x 30"H	\$191.58	\$202.91	\$210.63	\$221.96
71-204	2203-42 	<b>3 Drawer Chest</b> 42" x 19" x 30"H	\$199.82	\$211.15	\$218.36	\$229.69
71-204	2203D-19 	<b>4 Drawer Chest</b> 32" x 19" x 38"H	\$223.51	\$231.75	\$243.08	\$253.38
71-204	2204 	<b>5 Drawer High Chest</b> 32" x 19" x 47"H	\$259.56	\$267.80	\$282.22	\$292.52
71-204	2204-24 	<b>5 Drawer Chest</b> 32" x 24" x 47"H	\$273.98	\$285.31	\$300.76	\$312.09

**CHESTS**

<b>SIN</b>	<b>ITEM #</b>	<b>DESCRIP.</b>
71-204	2796 	<b>6 Drawer Chest Wood</b> 32" x 19" x 55"H
71-204	2140H-2	<b>2 Drawer Loft Chest</b> 32" x 24" x 16"H
71-204	2140H 	<b>3 Drawer Loft Chest</b> 32" x 24" x 26"H
71-204	2209A	<b>2 Door TV/DVD Unit</b> 32" x 24" x 30"H
71-204	2209B	<b>2 Door TV/DVD Unit</b> 36" x 24" x 30"H
71-204	2209C	<b>3 Drawer TV/DVD Unit</b> 36" x 24" x 30"H
71-204	2209D	<b>Entertainment Unit</b> 42" x 20" x 24"H

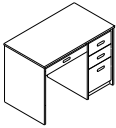
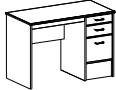


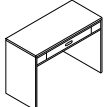
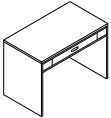
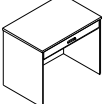
**NIGHTSTANDS**

<b>SIN</b>	<b>ITEM #</b>	<b>DESCRIP.</b>
71-204	2210 	<b>1 Drawer Nightstand</b> 22" x 16" x 23"H
71-204	2210-2 	<b>2 Drawer Nightstand</b> 22" x 16" x 23"H

**CHEST OPTIONS**

<b>ITEM #</b>	<b>DESCRIPTION</b>
<b>2223</b>	<b>TV Backboard (Attaches to 2203 Chest)</b>
<b>(B)</b>	<b>Pull-out Writing Shelf - HPPL or Veneer with Pull</b>
<b>(L)</b>	<b>Student Desk w/12" drop leaf (F1)</b> HPPL w/3mm PVC edgebanding <b>(F2)</b> HPPL w/solid wood 1/4" edgebanding w/natural finish
<b>(DD)</b>	<b>Optional 30" Depth for items #2140H and #2140H-2 only</b>
<b>(MH)</b>	<b>Optional Metal Handles</b>
<b>(EG)</b>	<b>Optional Engraved Graphics</b>
<b>(CAS)</b>	<b>OPTION: ADD 4 Casters to Case piece</b>


**DESKS**

SIN	ITEM #	DESCRIP.
71-204	2205 	<b>Panel Leg 4 Drawer Student Desk</b> 42" x 24" x 30"H
71-204	2205-ADA 	<b>ADA 3 Drawer Pedestal Desk</b> 48" x 24" x 33"H
71-204	2205-48 	<b>Panel Leg 4 Drawer Student Desk</b> 48" x 24" x 30"H
71.204	2206 	<b>Open Leg 4 Drawer Student Desk</b> 42" x 24" x 30"H
71-204	2219 	<b>1 Drawer Writing Desk</b> 42" x 19" x 30"H
71-204	2224 	<b>1 Drawer Writing Desk</b> 42" x 24" x 30"H
71.204	2147G 	<b>1 Drawer Desk</b> 36" x 24" x 30"H

**DESK OPTIONS**

<b>SIN</b>	<b>ITEM #</b>	<b>DESCRIPTION</b>
71-204	<b>(B)</b>	<b>Pull-out Writing Shelf - HPPL or Veneer with Pull</b>
71-204	<b>(L)</b>	<b>Student Desk w/12" drop leaf (F1) HPPL w/3mm PVC edgebanding  (F2) HPPL w/solid wood 1/4" edgebanding w/natural finish.</b>
71-204	<b>(HL)</b>	<b>Hasp Loop (each)</b>
71-204	<b>(CAS)</b>	<b>OPTION: ADD 4 Casters to Case piece</b>
71-204	<b>(FDD)</b>	<b>Flip-Down Locking Computer Drawer Front</b>
71-204	<b>(NDR)</b>	<b>DELETE: Remove Computer/Pencil Drawer</b>
71-204	<b>(3H)</b>	<b>ADD-ON: Add 3" Height to Panel End Desk for ADA Requirements</b>

**FILE CABINETS**


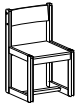

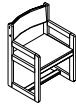
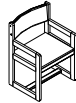



<b>SIN</b>	<b>ITEM #</b>	<b>DESCRIPTION</b>
71-204	2140G 	<b>2 Drawer File Cabinet-Wood Veneer V-1 17" x 24" x 25"H ADD-ON: Solid Wood radius panel edges (WE): ADD \$26.88 to V-1 prices ADD ON: Solid Wood (SW) ADD \$36.21 to V-1 prices</b>

**DESK CHAIRS**



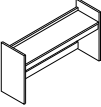
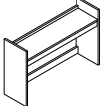
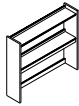
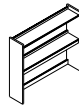
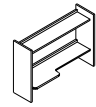
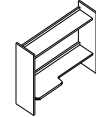
- All desk chairs are available with upholstered seats, backs or both: with arms or

without; and in Northern Red Oak. All items are priced with fabrics from New England Woodcraft standard fabric cards. All fabrics are 100 percent Olefin with Teflon soil and stain repellants.

- All joints are double doweled using full 1/2" diameter hardwood glue dowels for lasting strength
- All units are finished in a Natural Finish. Add a 10% upcharge for staining
- All upholstered chairs available C.O.M. Fabric. Please call for pricing.

SIN	ITEM #	DESCRIPTION
71-205	2085 	<b>Desk chair – Wood Seat &amp; Back</b> 18" x 18" x 32"H
71-205	2086 	<b>Desk Chair - Upholstered Seat &amp; Back</b> 18" x 18" x 32"H  Chair meets heavy duty acceptance level FNF 80-214
71-205	2084A-ADA 	<b>ADA Desk Chair with Arms</b> 22" x 22-1/2" x 34"H 20" Seat Height
71-205	2087A 	<b>Desk Chair with Arms – Upholstered Seat &amp; Back</b> 22" x 22-1/2" x 32"H
71-205	2087A-ADA 	<b>ADA Desk Chair with Arms Upholstered Seat &amp; Back</b> 22" x 22-1/2" x 34"H 20" Seat Height
71-205	2095 	<b>2 Position Desk Chair - Wood Seat and Back</b> 18" x 22-1/2" x 32"H
71-205	2096 	<b>2 Position Desk Chair - Upholstered Seat and Back</b> 18" x 22-1/2" x 32"  Chair meets heavy duty acceptance level FNF 80-214
71-205	2097A 	<b>2 Position Desk Chair with Arms - Upholstered Seat and Back</b> 22" x 22-1/2" x 32"H

**DESKTOP BOOKCASES**

SIN	ITEM #	DESCRIPTION
71-204	2208A9 	<b>1 Shelf Bookcase</b> 40" x 9" x 22"H
71-204	2208B9 	<b>1 Shelf Bookcase</b> 40" x 9" x 26"H
71-204	2208A12 	<b>1 Shelf computer Bookcase</b> 40" x 12" x 22"H
71-204	2208B12 	<b>1 Shelf Computer Bookcase</b> 40" x 12" x 26"H
71-204	2208C9 	<b>2 Shelf Bookcase</b> 40 x 9" x 28"H
71-204	2208D9 	<b>2 Shelf Bookcase</b> 40" x 9" x 35"H
71-204	2208C12 	<b>2 Shelf Computer Bookcase</b> 40" x 12" x 28"H
71-204	2208D12 	<b>2 Shelf Computer Bookcase</b> 40" x 12" x 35"H






**DESKTOP BOOKCASE OPTIONS**

71-204	<b>(CB)</b>	<b>Corkboard Back</b>
71-204	<b>(CBF)</b>	<b>Fabric Covered Corkboard (Std. Fabric)</b>
71-204	<b>(F)</b>	<b>Fluorescent Light</b>
71-204	<b>(DA)</b>	<b>Desktop Attachment: (shipped unattached)</b>
71-204	<b>(VB)</b>	<b>Veneer Back</b>
71-204	<b>(XS)</b>	<b>Extra Shelf</b>
71-204	<b>(46W)</b>	<b>Increase Width to 46"</b>
71-204	<b>(EG)</b>	<b>Engraved Graphics</b>
71-204	<b>(CH)</b>	<b>Upgrade to Natural Cherry</b>

**FLOOR BOOKCASES**

**V-2 Construction :** Sides, bottom and shelves are 3/4" Oak veneer on plycore with 3mm solid oak edgbanding on exposed edges. Back is 1/2" Oak design hardboard. Tops are 3/4" high pressure plastic laminate with 3mm PVC edgbanding.

**O-1 Construction :** Sides, bottom and shelves are 3/4" Solid Oak panels. Back is 1/2" Oak design hardboard. Tops are 3/4" high pressure plastic laminate with 3mm PVC edgbanding.

SIN	ITEM #	DESCRIPTION
71-204	2225-30 	<b>2 Shelf Bookcase</b> 32" x 12" x 30"H  <b>ADD ON:</b> Oak Veneer Back (VB) ADD \$ 10.00
71-204	2225-36 	<b>3 Shelf Bookcase</b> 32" x 12" x 36"H  <b>ADD ON:</b> Oak Veneer Back (VB) ADD \$ 15.00
71-204	2225-48 	<b>3 Shelf Bookcase</b> 32" x 12" x 48"H  <b>ADD ON:</b> Oak Veneer Back (VB) ADD \$ 18.00
71-204	2225-60 	<b>4 Shelf Bookcase</b> 32" x 12" x 60"H  <b>ADD ON:</b> Oak Veneer Back (VB) ADD \$30.00
71-204	2225-72 	<b>5 Shelf Bookcase</b> 32" x 12" x 72"H  <b>ADD ON:</b> Oak Veneer Back (VB) ADD \$34.00

**FLOOR BOOKCASE OPTIONS**

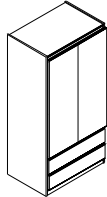
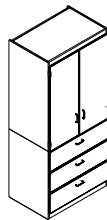
71-204	<b>(BST)</b>	<b>Solid Oak Top - ADD</b>
71-204	<b>(SW)</b>	<b>Solid Wood Edgbanding on Plastic Laminate Top - ADD</b>
71-204	<b>(STA)</b>	<b>Upcharge for Stain</b>

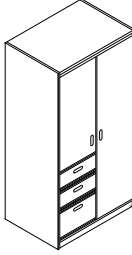
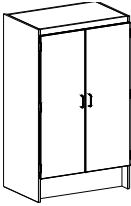
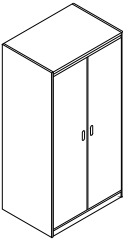
**WARDROBES**

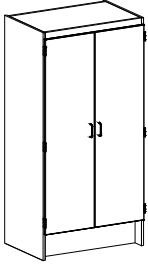

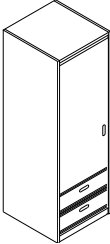
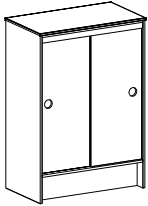
The high pressure plastic laminate tops, hardwood interior construction and the finger dovetail drawer assembly is the best construction available and is clearly explained in our general specifications. The exterior cabinet sides, shelves, doors and drawer fronts are available in plain sliced natural wood veneer, a high pressure plastic laminate or Solid Northern Red Oak. An upgrade to natural Cherry is available for a 20% upcharge, Add Prefix (CH).

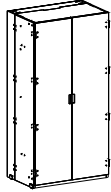
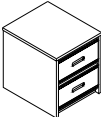
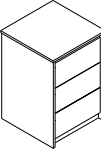
All wardrobes are also available with an (MTM) **"Metal To Metal"** option in order to meet unique requirements. This method of construction utilizes metal studs and metal cam-locks to hold joints together and facilitate replacement of parts. Please use the suffix **(MTM)** in order to denote this Metal To Metal option. There is an upcharge of 9% for the MTM option.

All wardrobes are available with Solid Oak door pulls, locks, towel bars, robe hooks, mirrors and center partitions. There is NO UPCHARGE for full length doors – use suffix (FD).

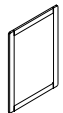
SIN	ITEM #	DESCRIPTION
71-204	2214 	<b>2 Drawer Wardrobe Clothes Rod &amp; Hat Shelf</b> 36" x 25" x 74"H  V-1 Construction – Oak Veneer on Fibercore V-2 Construction – Oak Veneer on Plycore O-1 Construction – Solid Oak Panels  <b>ADD-ON:</b> Solid Wood Door Pulls (DP): ADD \$32.37 to each unit
71-204	2214-ADA 	<b>ADA 3 Drawer Wardrobe w/ Pull-Down Rod</b> 36" x 25" x 82"H  V-1 Construction – Oak Veneer on Fibercore V-2 Construction – Oak Veneer on Plycore O-1 Construction – Solid Oak Panels

SIN	ITEM #	DESCRIPTION
71-204	2215 	<p><b>3 Drawer Wardrobe w/Clothes Rod</b> 36" x 25" x 74"H</p> <p>V-1 Construction – Oak Veneer on Fibercore V-2 Construction – Oak Veneer on Plycore O-1 Construction – Solid Oak Panels</p> <p><b>ADD-ON:</b> Solid Wood Door Pulls (DP): ADD \$32.37 to each unit</p>
71-204	2215-ADA 	<p><b>ADA 2 Drawer Wardobe</b> <b>2 Internal Drawers</b> 36" x 25" x 60"H</p> <p>V-1 Construction – Oak Veneer on Fibercore V-2 Construction – Oak Veneer on Plycore O-1 Construction – Solid Oak Panels</p>
71-204	2216 	<p><b>2 Door wardrobe</b> <b>No Drawers with Clothes Rod &amp; Hat Shelf</b> 36" x 25" x 74"H</p> <p>V-1 Construction – Oak Veneer on Fibercore V-2 Construction – Oak Veneer on Plycore O-1 Construction – Solid Oak Panels</p> <p><b>ADD-ON:</b> Upcharge for Cherry Veneer (CV) ADD \$75.00 <b>ADD-ON:</b> As above in 42" Width (42) ADD \$100.00 <b>ADD-ON:</b> Upcharge for Natural Solid Cherry (CH) ADD \$249.07</p>

SIN	ITEM #	DESCRIPTION
71-204	2216-ADA 	<p><b>ADA 2 Drawer Wardrobe</b>  <b>2 Internal Drawers and Pull Down Rod</b>                      36" x 25" x 74"H</p> <p>V-1 Construction – Oak Veneer on Fibercore                      V-2 Construction – Oak Veneer on Plycore                      O-1 Construction – Solid Oak Panels</p>
71-204	2217 	<p><b>1 Door Wardrobe</b>  <b>Clothes Rod and Hat Shelf (No Drawers)</b>                      24" x 25" x 74"H</p> <p>V-1 Construction – Oak Veneer on Fibercore                      V-2 Construction – Oak Veneer on Plycore                      O-1 Construction – Solid Oak Panels</p> <p><b>ADD-ON:</b> Solid Wood Door Pulls (DP):                      ADD \$18.66 to each unit</p>
71-204	2219 	<p><b>2 Drawer Wardrobe w/ 2 Drawers</b>                      24" x 25" x 74"H</p> <p>V-1 Construction – Oak Veneer on Fibercore                      V-2 Construction – Oak Veneer on Plycore                      O-1 Construction – Solid Oak Panels</p> <p><b>ADD-ON:</b> Solid Wood Door Pulls (DP):                      ADD \$18.00 to each unit</p>
71-204	2222-ADA 	<p><b>ADA 2 Drawer Wardrobe w/ Sliding Doors</b>                      42" x 24" x 60"H</p> <p>V-1 Construction – Oak Veneer on Fibercore                      V-2 Construction – Oak Veneer on Plycore                      O-1 Construction – Solid Oak Panels</p> <p><b>ADD-ON:</b> Full Extension Drawer (DRS) each</p>

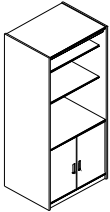
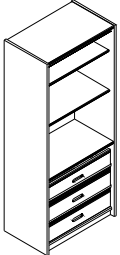
SIN	ITEM #	DESCRIPTION
71-204	2316 	<b>Collapsible Wardrobe with 5/8" Thick Panels and Tool-Free Assembly</b> 36" x 24" x 72" <b>ADD ON:</b> 3/4" Thick Panels ADD \$ 45.00 <b>ADD ON:</b> Plastic Laminate on Veneer Core Plywood ADD \$107.55
71-204	2241 	<b>2 Drawer Wardrobe Insert</b> 22" x 19.5" x 19.5"H V-1 Construction – Oak Veneer on Fibercore V-2 Construction – Oak Veneer on Plycore O-1 Construction – Solid Oak Panels
71-204	2242 	<b>3 Drawer Wardrobe Insert</b> 22" x 19.5" x 28"H V-1 Construction – Oak Veneer on Fibercore V-2 Construction – Oak Veneer on Plycore O-1 Construction – Solid Oak Panels
71-204	<b>(ML)</b>	<b>2 Point Military Lock</b>
71-204	<b>(FB)</b>	<b>3/4" Finished Back</b>
71-204	<b>(HL)</b>	<b>Hasp Loop for Lock and Face Plate</b>
71-204	<b>(M)</b>	<b>Mirror with Safety Back (12" x 36")</b>
71-204	<b>(CP)</b>	<b>Center Panel</b>
71-204	<b>(TB)</b>	<b>12" Towel Bar</b>
71-204	<b>(WH)</b>	<b>Heavy-Duty Wrap Around Hinge (per door)</b>
71-204	<b>(CH)</b>	<b>Coat Hook</b>
71-204	<b>(MH)</b>	<b>Metal Handles (Each)</b>


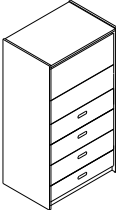
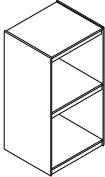
**MIRRORS**

SIN	ITEM #	DESCRIPTION
71-204	2213 	<b>Mirror - Solid Wood Frame</b> 28" x 42"H x 1"D <b>ADD ON:</b> Security Hardware (S) ADD \$6.71
71-204	(DM)	<b>Wall Mirror - Solid Wood Frame</b> 28" x 64"H x 1"D <b>ADD ON:</b> Security Hardware (S) ADD \$6.71
71-204	2213B	<b>Bulletin Board</b> 36" x 24"H x 1"D <b>ADD ON:</b> Security Hardware (S) ADD \$6.71

**WALL UNITS**

The Wall Units and associated items offer a complete line of space efficient furniture to fit different space requirements in the guest room, bedroom, and dormitory markets. The vertical storage units are styled to match and coordinate with our dormitory furniture. The high pressure plastic laminate tops, hardwood interior construction and the finger dovetail drawer assembly is the best construction available and is clearly explained in our general specifications. The exterior cabinet sides, shelves, doors and drawer fronts are available in plain sliced natural wood veneer, a high pressure plastic laminate or Solid Northern Red Oak. An upgrade to natural Cherry is available for a 20% upcharge, add prefix (CH). All casegoods are also available with an (MTM) "**Metal To Metal**" option in order to meet unique requirements. This method of construction utilizes metal studs and metal cam-locks to hold joints together and facilitate replacement of parts. Please use the suffix **(MTM)** in order to denote this Metal To Metal option.

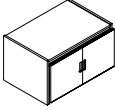
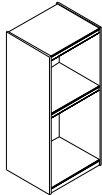
SIN	ITEM #	DESCRIPTION
71-204	2261 	<b>Wall Unit with 2 Lower Doors and 5 Shelves</b> 32" x 24" x 74"H  V-1 Construction – Oak Veneer on Fibercore V-2 Construction – Oak Veneer on Plycore O-1 Construction – Solid Oak Panels
71-204	2263 	<b>Wall Unit with 3 Drawers and 3 Shelves</b> 32" x 19 x 74"H  V-1 Construction – Oak Veneer on Fibercore V-2 Construction – Oak Veneer on Plycore O-1 Construction – Solid Oak Panels
71-204	2263-24	<b>Wall Unit with 3 drawers and 3 Shelves</b> 32" x 24" x 74"H  V-1 Construction – Oak Veneer on Fibercore V-2 Construction – Oak Veneer on Plycore O-1 Construction – Solid Oak Panels

SIN	ITEM #	DESCRIPTION
71-204	2263DE	<p><b>Computer Wall Unit with Double Extending Keyboard Shelf, Work Shelf, &amp; Doors</b> 33" x 24" x 72"H</p> <p>V-1 Construction – Oak Veneer on Fibercore V-2 Construction – Oak Veneer on Plycore O-1 Construction – Solid Oak Panels</p>
71-204	<p>2269</p> 	<p><b>3 Drawer Entertainment Unit with 2 shelves</b> 32" x 22" x 59"H</p> <p>V-1 Construction – Oak Veneer on Fibercore V-2 Construction – Oak Veneer on Plycore O-1 Construction – Solid Oak Panels</p> <p><b>ADD-ON:</b> Upcharge for Cherry Veneer (CV) ADD \$50.00 <b>ADD-ON:</b> Upcharge for Solid Cherry (CH) ADD \$158.00</p>
71-204	<p>2794</p> 	<p><b>4 Drawer Entertainment Unit w/1 shelf</b> 32" x 22" x 59"H</p> <p>V-1 Construction – Oak Veneer on Fibercore V-2 Construction – Oak Veneer on Plycore O-1 Construction – Solid Oak Panels</p>
71-204	<p>2267</p> 	<p><b>TV/Refrigerator Unit w/2 shelves</b> 32" x 27" x 59"H</p> <p>V-1 Construction – Oak Veneer on Fibercore V-2 Construction – Oak Veneer on Plycore O-1 Construction – Solid Oak Panels</p>

**WALL UNIT OPTIONS**

<b>SIN</b>	<b>ITEM #</b>	<b>DESCRIPTION</b>
71-204	(D)	<b>High pressure plastic laminate drop lid desk to fit above wall units,32 x 16" with lid stays</b>
71-204	(F)	<b>Fluorescent Light Fixture</b>
71-204	(UP)	<b>Upper Doors with Hasp Loop for Lock</b>
71-204	(HL)	<b>Hasp Loop for Lock (1 pair)</b>
71-204	(CT)	<b>Computer Keyboard Tray and Doors</b>
71-204	(SS)	<b>Four Outlet Strip with Surge Protector</b>
71-204	(LD)	<b>Hardware to Lock all 3 Drawers</b>
71-204	(FB)	<b>¾" Finished Back</b>
71-204	(AS)	<b>Additional Shelf - MDF</b>
71-204	(MH)	<b>Metal Handles</b>
71-204	(2L)	<b>2 Point Locking System For Doors</b>
71-204	(KT)	<b>Computer Keyboard Tray w/ Flip-Down Drawer</b>

**ASSOCIATED ITEMS FOR WALL UNITS**

SIN	ITEM #	DESCRIPTION
71-204	2264 	<b>Bridge Shelf Unit</b> 42" x 16" x 20"H V-1 Construction – Oak Veneer on Fibercore V-2 Construction – Oak Veneer on Plycore O-1 Construction – Solid Oak Panels
71-204	2266 	<b>TV/Refrigerator Wall Unit w/2 Shelves</b> 32" x 27" x 74"H V-1 Construction – Oak Veneer on Fibercore V-2 Construction – Oak Veneer on Plycore O-1 Construction – Solid Oak Panel

## TABLES

All table tops are either plastic laminate or solid red oak. Plastic laminate tops have either a pvc or solid red oak edge treatment.

### TYPES OF TABLE TOP CONSTRUCTION

**THP-2:** Tops made of high pressure plastic laminate on a 1 1/8" thick high density particle board center panel. Exterior panel edges are edgebanded with 3mm PVC edgebanding on square or rectangular tables and PVC T-Moulding on circular tables.

**THP-3:** Tops made of high pressure plastic laminate on a 1 1/8" thick high density particle board center panel. Exterior panel edges are edgebanded with 3mm solid red oak.

**TO3:** Tops made from 1 1/4" thick solid Northern Red Oak. Table edges are full bullnosed.

### TYPES OF TABLE BASE CONSTRUCTION

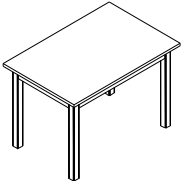
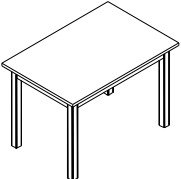
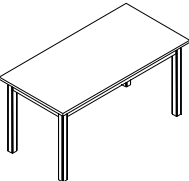
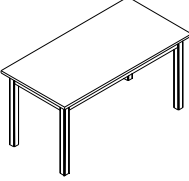
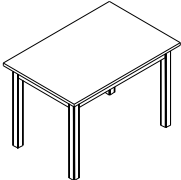
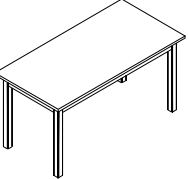
**STUDY TABLE (ST):** A sturdy table with (4) 2 1/4" square legs and a 4" Wide apron.

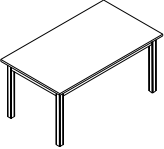
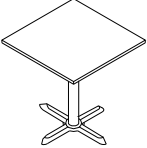
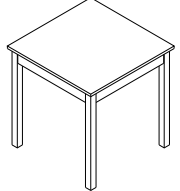
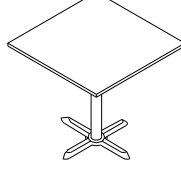

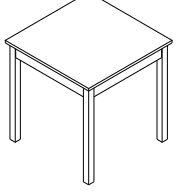
**TRESTLE BASE (TB):** A table that allows more sitting space without straddling a leg.

**PEDESTAL BASE - Wood (WB):** A wooden base allowing more leg room.







**PEDESTAL BASE - Metal (MB):** A strong metal base.

NOTE: All tables can be manufactured using any combination of top and base.

SIN	ITEM #	DESCRIPTION
71-204	2130-2448(ST) 	<b>Rectangular Table</b> 24" x 48" x 30"H
71-204	2130-3045(ST) 	<b>Study Table</b> 30" x 45" x 30"H
71-204	2130-3060(ST) 	<b>Study Table</b> 30" x 60" x 30"H
71-204	2130-3072(ST) 	<b>Rectangular Table</b> 30" x 72" x 30"H
71-204	2130-3648(ST) 	<b>Rectangular Table</b> 36" x 48" x 30"H
71-204	2130-3660(ST) 	<b>Rectangular Table</b> 36" x 60" x 30"H



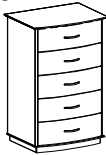
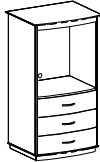

SIN	ITEM #	DESCRIPTION
71-204	2130-3672(ST) 	<b>Wood Study Table</b> 36" x 72" x 30"H
71-204	2130-3030(MB) 	<b>Metal Pedestal Base Table</b> 30" x 30" x 30"H
71-204	2130-3030(ST) 	<b>Square Table</b> 30" x 30" x 30"H
71-204	2130-3636(MB) 	<b>Metal Pedestal Base Table</b> 36" x 36" x 30"H
71-204	2130-3636(WB) 	<b>Wood Pedestal Base Table</b> 36" x 36" x 30" H
71-204	2130-3636(ST) 	<b>Wood Study Table</b> 36" x 36" x 30"H

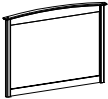



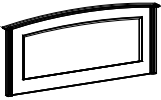
**ROUND TABLES**

<b>SIN</b>	<b>ITEM #</b>	<b>DESCRIPTION</b>
71-204	2130-30RD(MB) 	<b>Metal Pedestal Base Table</b> 30"D x 30"H
71-204	2130-30RD(ST) 	<b>Round Table</b> 30"D x 30"H
71-204	2130-36RD(MB) 	<b>Metal Pedestal Base Table</b> 36"D x 30"H
71-204	2130-36RD(WB) 	<b>Wood Pedestal Base Table</b> 36"D x 30"H
71-204	2130-36RD(ST) 	<b>Round Table</b> 36"D x 30"H
71-204	2130-42RD(ST) 	<b>Wood Study Table</b> 42"D x 30"H

**#2300 CURVED FRONT SERIES**





A simple clean contemporary line of furniture is available for the guestroom, bedroom and dormitory markets. The real wood veneer curved drawer fronts are complemented with plastic laminated curved tops with finished hardwood edges. The interior structure contains hardwood framing and the finger-dovetail drawer assembly is the best construction available and is clearly explained in the General Specifications. This line of furniture is available with plycore construction for a 5% upcharge.




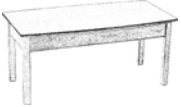

SIN	ITEM #	DESCRIPTION
71-204	2302 	<b>6 Drawer Dresser</b> 60" x 25" x 29" H
71-204	2303 	<b>3 Drawer Chest</b> 29 1/2" x 23" x 29"H
71-204	2306 	<b>5 Drawer Chest</b> 29 1/2" x 23" x 45"H
71-204	2309 	<b>3 Drawer TV Armoire</b> 36 1/2" x 25" x 60"H
71-204	2310 	<b>1 Drawer Nightstand</b> 23 1/2" x 22" x 24"H
71-204	2319-40	<b>1 Drawer Writing Desk</b> 40" x 22-1/4" x 30"H

SIN	ITEM #	DESCRIPTION
71-204	2313 	<b>Mirror - 42" x 1 ½" x 30"H</b>  <b>ADD-ON: Security Hardware (S)</b> Add \$6.71
71-204	2315 	<b>Twin Headboard</b> 43" x 3 ¼" x 41"H
71-204	2316 	<b>Full Headboard</b> 59" x 3 ¼" x 41"H
71-204	2317 	<b>Queen Headboard</b> 65" x 3 ¼" x 42"H
71-204	2318 	<b>King Headboard</b> 83" x 3 ¼" x 42 ½"H

**2400 SERIES - BRISTOL**

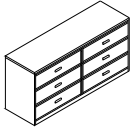

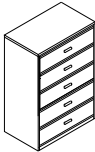


The Bristol Series is designed with straight lines and is made of Birch veneer ply-core panels with Birch mouldings. Tops are plastic laminated for durability and have internal hardwood edges. This line is available in our standard stain colors and in Red Oak at no additional cost.




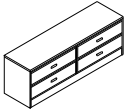
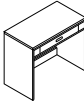
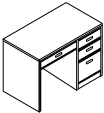
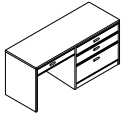

SIN	ITEM #	DESCRIPTION
71-204	2417 	<b>Queen Headboard – Wall Hung</b> 67"W x 2-1/2"D x 28"H
71-204	2377	<b>Queen Bed Box – 7-1/2"H</b>
71-204	2418 	<b>King Headboard – Wall Hung</b> 85"W x 2-1/2"D x 28"H
71-204	2378	<b>King Bed Box – 7-1/2"H</b>
71-204	2410 	<b>1 Drawer Night Stand</b> 22-1/2"W x 19"D x 24-1/2"H
71-204	2413L	<b>Full Length Wall Mirror – 18"W x 60"L</b>
71-204	2403 	<b>TV Entertainment Unit – 3 Drawers</b> 36"W x 24"D x 36"H <b>(TV) ADD</b> for TV Swivel mounted to top

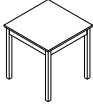





71-204	2423 	<b>TV Backboard</b> (Mount to wall or TV Entertainment Unit) 37"W x 2-1/2"D x 29"H
71-204	24133 	<b>1 Drawer Writing Desk</b> 42"W x 24"D x 30"H
71-205	240348 	<b>Desk Chair w/ Upholstered Seat</b> 18"W x 20"D x 33"H
71-204	24130-2040 	<b>Coffee Table</b> 40"W x 20"D x 18"H
71-204	24130-2226 	<b>End Table</b> 22"W x 26"D x 26"H

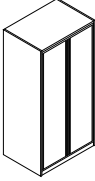
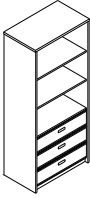
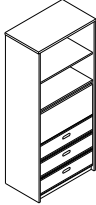
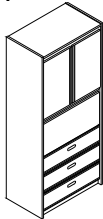
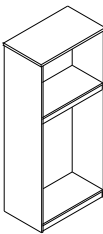
**2500 SERIES**

The 2500 Series of furniture is available for the guest room, bedroom and dormitory markets. The high pressure plastic laminate tops, hardwood interior framing and finger-dovetail drawer assembly is the best construction available and is clearly explained in the General Specifications. There is a 3/4" thick radiused solid oak molding around the exterior cabinet edges and sides. This protects the edges from bumps and also gives the unit a softer rounded look. All Drawer fronts are solid oak with the exterior cabinet sides, doors and shelves made from plain sliced natural oak veneers on a fiber core. There is a 10% upcharge for staining. This line of furniture is available with a wood veneer core center panel for an upcharge of 12% on the prices listed below (specify option using suffix 'A'). Some items are available in Solid Wood for an upcharge. All casegoods are also available with an (MTM) "Metal To Metal" option in order to meet unique requirements. This method of construction utilizes metal studs and metal cam-locks to hold joints together and facilitate replacement of parts. Please use the suffix (MTM) in order to denote this Metal To Metal option. There is an upcharge of 9% for the MTM option. The #2500 series in grade A is also available with 1 1/2" wide solid wood face frame construction. Doors and drawer fronts are recessed flush with the face front. Use the prefix (FF) to denote this type of construction. There is an upcharge of 15% for the face frame option.

SIN	ITEM #	DESCRIPTION
71-204	2502 	<b>6 Drawer Dresser – 62" x 19" x 30"H</b>
71-204	2503 	<b>3 Drawer Chest – 32" x 19" x 30"H</b>
71-204	2504 	<b>5 Drawer Chest – 32" x 19" x 47"H</b>
71-204	2506 	<b>2 Drawer Low chest - 22" x 16" x 23"H</b>
71-204	2507 	<b>3 Drawer Bedside Chest - 22" x 19" x 27"H</b>

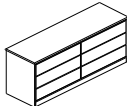
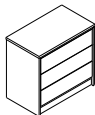
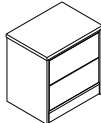
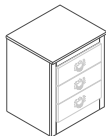
SIN	ITEM #	DESCRIPTION
71-204	2509 	<b>3 Drawer TV Armoire - 35" x 24" x 60"H</b> <b>ADD-ON:</b> TV Armoire Doors (D), ADD \$65.84 <b>ADD-ON:</b> TV Pull-out swivel tray (PT) ADD \$52.12 <b>ADD-ON:</b> DVD/VCR Player Shelf (DV) ADD \$33.00
71-204	2510 	<b>1 Drawer Nightstand - 22" x 16" x 23"H</b>
71-204	2513 	<b>Oak Mirror - 28" x 1" X 42"H</b> <b>ADD ON:</b> Security Hardware (S) ADD: \$6.71
71-204	2514A 	<b>4 Drawer Low Boy w/splashboard</b> 68" x 19" x 24"H
71-204	2519 	<b>1 Drawer Writing Desk</b> 36" x 19" x 30"H
71-204	2520 	<b>4 Drawer Student Desk</b> 42" x 24" x 30"H
71-204	2520-0 	<b>1 Drawer Desk with 3 Drawer Chest</b> 57" x 19" x 30"H
71-204	25133-2442	<b>(ST) 1 Drawer Writing Desk</b> 42" x 24" x 30"H
71-204	25130-3030 	<b>(MB) 30" Square Metal Pedestal Table</b> 30" x 30" x 30"H

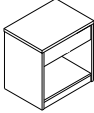
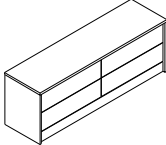

SIN	ITEM #	DESCRIPTION
71-204	25130-3636 	<b>(ST) 36" Square Wood Parson Table</b> 36" x 36" x 30"H
71-204	2515 	<b>Twin Headboard – Wood Veneer (V1)</b> 41" x 1.5" x 18"H <b>OPTION: Solid Wood Radius Panel Edges (WE)</b> <b>OPTION: Storage Headboard / Bookcase (SH)</b>
71-204	2516 	<b>Full Headboard – Wood Veneer (V1)</b> 57" x 1.5" x 18"H <b>OPTION: Solid Wood Radius Panel Edges (WE)</b>
71-204	2517 	<b>Queen Headboard – Wood Veneer (V1)</b> 63" x 1.5" x 18"H
71-204	2518 	<b>King Headboard – Wood Veneer (V1)</b> 81" x 1.5" x 18"H
71-204	2515-97P 	<b>Universal Metal Bed Frame for Wall Mounted Headboards</b>


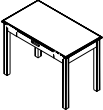
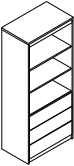
SIN	ITEM #	DESCRIPTION
71-204	25216 	<b>2 Door Wardrobe</b> 35" x 25" x 74"H  <b>ADD ON:</b> As above in 42" Width ADD\$ 110.00
71-204	25263 	<b>Wall Unit with 3 Drawers and 3 shelves</b> 32" x 19" x 74"H
71-204	25263DF 	<b>Wall Unit with 3 Drawers Drop Lid Desk and Light</b> 32" x 19" x 74"H
71-204	25263DFUP 	<b>Wall Unit with 3 Drawers Drop Lid Desk Light and Upper Doors</b> 32" x 19" x 74"H
71-204	25266 	<b>TV/Refrigerator Wall Unit with 2 shelves</b> 32" x 27" x 74"H

**#2800 TRADITIONAL SERIES**

A simple clean traditional line of furniture is available for the guest room, bedroom and dormitory markets. The solid oak drawer fronts, high pressure plastic laminate tops, hardwood interior framing, and finger-dovetail drawer assembly is the best construction available and is clearly explained in the General Specifications. There is a 3/4" thick solid oak molding around the exterior cabinet edges and Oak veneer MDF sides. This line of furniture is also available with a wood veneer core center panel for an upcharge of 12% on the prices listed below (specify this option using suffix 'A'). Some items are available in Solid Wood for an upcharge. Pieces are finished naturally or stained in one of our standard stains. There is a 10% upcharge for staining. All casegoods are also available with an (MTM) "Metal To Metal" option in order to meet unique requirements. This method of construction utilizes metal studs and metal cam-locks to hold joints together and facilitate replacement of parts. Please use the suffix (MTM) in order to denote this Metal To Metal option. There is an upcharge of 9% for the MTM option. The #2800 series in grade A, is also available with 1 1/2" wide solid wood face frame construction. Doors and drawer fronts are recessed flush with the face front. Use the prefix (FF) to denote this type of construction. There is an upcharge of 15% for the face frame option.

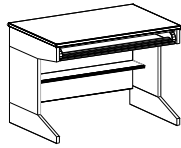
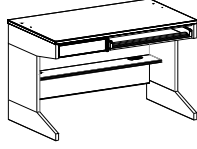
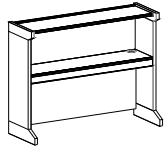

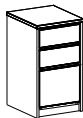
SIN	ITEM #	DESCRIPTION
71-204	2802 	<b>6 Drawer Dresser</b> 63" x 19 1/2" x 30"H
71-204	2803 	<b>3 Drawer chest</b> 32" x 19 1/2" x 30"H
71-204	2806 	<b>2 Drawer Low Chest</b> 22 1/2" x 16 1/2" x 23"H
71-204	2807 	<b>3 Drawer Bedside chest</b> 22" x 19 1/2" x 30"H

SIN	ITEM #	DESCRIPTION
71-204	2809	<b>3 Drawer TV Armoire</b> 36" x 24" x 60"H <b>ADD ON:</b> TV Armoire Doors (D) ADD \$65.82 <b>ADD ON:</b> Pull-Out TV Swivel Tray (PT) ADD: \$52.66 <b>ADD ON:</b> DVD/VCR Player Shelf (DV) ADD: \$33.00
71-204	2810	 <b>1 Drawer Nightstand</b> 23" x 16 1/2" x 23"H
71-204	2813	<b>Wood Frame Mirror</b> 29" x 1" x 43"H <b>ADD ON:</b> Security Hardware (S) ADD: \$6.71
71-204	2814A	 <b>4 Drawer Low Boy w/splashboard</b> 63" x 19" x 24"H
71-204	2815	<b>Twin Headboard</b> 42" x 1 1/2" x 40"H
71-204	2816	<b>Full Headboard</b> 58" x 1 1/2" x 40"H
71-204	2817	<b>Queen Headboard</b> 64" x 1 1/2" x 40"H
71-204	2818	<b>Eastern King Headboard</b> 84" x 1 1/2" x 40"H
71-204	2815-97P	 <b>Universal Metal Bed Frame for Wall Mounted Headboards</b>
71-204	2816-97P	<b>Universal Metal Bed Frame for Frame Mounted Headboards</b>

SIN	ITEM #	DESCRIPTION
71-204	2819 	<b>1 Drawer Writing Desk</b> 36" x 19 ½" x 30"H
71-204	2820-03	<b>1 Drawer Desk with 3 Drawer Chest</b> 63" x 19 ½" x 30"H
71-204	28130-3636	<b>(ST) 36" Square Wood Parson Table</b> 36" x 36" x 30"H
71-204	28133-42 	<b>1 Drawer Parson Style Writing Desk</b> 42" x 24 x 30"H
71-204	28216	<b>2 Door Wardrobe</b> 36" x 25" x 74"H
71-204	28263 	<b>Wall Unit with 3 Drawers and 3 Shelves</b> 32" x 19 ½" x 74"H
71-204	28266	<b>TV/Refrigerator Wall Unit with 2 Shelves</b> 32" x 27" x 74"H




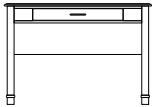

**#6300 SERIES**








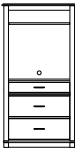
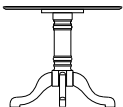
The #6300 Series features 1" solid red oak lumber with 1/2" dowel assembly for the desks and bookcases and 3/4" solid red oak lumber for the file cabinets. Tops are 1" plastic laminate with PVC or solid wood edges. The pull-out work area utilizes 130# test side runners. All pieces have adjustable floor glides.


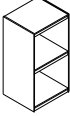
SIN	ITEM #	DESCRIPTION
71-204	6303 	<b>Computer Desk with 2 Work Areas Solid Oak with Laminate Top</b> 48" x 28" x 30"H  <b>Includes Full Length 44" x 23" Pull-Out Shelf</b>
71-204	6307 	<b>Computer Desk with Pull-Out Shelf and Pencil Drawer - Solid Oak with Laminate Top</b> 48" x 28" x 30"H
71-204	6308D12 	<b>Desktop Bookcase w/ Corkboard Back &amp; Light</b> 45" x 16" x 35 1/2"H
71-204	6352 	<b>2 Drawer File Cabinet</b> 17" x 19" x 23 1/4"H
71-204	6353 	<b>3 Drawer File Cabinet</b> 17" x 28" x 30"H

**#8200 SERIES**

Edges beveled smooth and round, our Silver Lake series radiates summer calm. Cherry-stained birch veneers bring the warmth of twilight right into the room. This series features graciously protruding top drawers that are subtle and stylish.






SIN	ITEM #	DESCRIPTION
71-204	8202 	<b>6 Drawer Dresser</b> 59" x 20" x 33" H
71-204	8203 	<b>3 Drawer Chest</b> 36" x 22" x 33" H
71-204	8210 	<b>1 Drawer Nightstand</b> 21" x 19" x 23" H
71-204	8205 	<b>1 Drawer Writing Desk</b> 48" x 20" x 30" H
71-204	8205-20	<b>Pedestal Desk with 4 Drawers</b> 48" x 20" x 30"H
71-204	8205-24	<b>Pedestal Desk with 4 Drawers</b> 48" x 24" x 30"H
71-204	8213V 	<b>Vertical Mirror</b> 28" x 2" x 42" H
71-204	8213H	<b>Horizontal Mirror</b> 42" x 2" x 30"H






SIN	ITEM #	DESCRIPTION
71-204	82130-3636 	<b>Square Guest Table</b> 36" x 36" x 30" H
71-204	82130-2238 	<b>Coffee Table</b> 38" x 22" x 18" H
71-204	82130-2226 	<b>End Table</b> 22" x 26" x 24"H
71-204	8215 	<b>Twin Headboard</b> 43" x 4" x 41"H
71-204	8216 	<b>Full Headboard</b> 59" x 4" x 41"H
71-204	8217 	<b>Queen Headboard</b> 65" x 4" x 42" H
71-204	8218 	<b>King Headboard – 83" x 4" x 43" H</b>
71-204	8209 	<b>TV Armoire with 3 Drawers and Video Shelf</b> 36" x 29" x 69" H
71-204	82130-34RD 	<b>Pedestal Type Round Table</b> 34" Dia x 29" H

SIN	ITEM #	DESCRIPTION
71-204	82214 	<b>2 Door Wardrobe with 2 Drawers, Hat Shelf and Rod</b> 36" x 25" x 74"H
71-204	8209-SP 	<b>Refrigerator and Microwave Cabinet</b> 35 1/2" x 28 1/2" x 66"H

**#8300 SERIES - WOODSTOCK**





This line of furniture has classical features in an updated design constructed from Birch veneer ply-core panels with Birch mouldings. Tops are plastic laminated for durability and have internal hardwood edges. This line is available in our standard stain colors and in Red Oak at no additional cost.






SIN	ITEM #	DESCRIPTION
71-204	8317 	<b>Queen Headboard – Wall Hung</b> 68"W x 3"D x 30"H
71-204	2377	<b>Queen Bed Box – 7-1/2"H</b>
71-204	8318 	<b>King Headboard – Wall Hung</b> 86"W x 3"D x 30"H
71-204	2378	<b>King Bed Box – 7-1/2"H</b>
71-204	8310 	<b>1 Drawer Nightstand</b> 22-1/2"W x 19"D x 24-1/2"H
71-204	8313L	<b>Full Length Wall Mirror</b> 18"W x 60"L
71-204	8303 	<b>TV Entertainment Unit – 3 Drawers</b> 36"W x 24"D x 36"H <b>(TV)</b> ADD for TV Swivel mounted to top
71-204	8323 	<b>TV Backboard</b> (Mount to wall or TV Entertainment Unit) 37"W x 2-1/2"D x 29"H


71-204	83133 	<b>1 Drawer Writing Desk</b> 42"W x 24"D x 30"H
71-205	830678 	<b>Desk Chair w/ Upholstered Seat</b> 18"W x 19"D x 36"H
71-205	831977 	<b>Desk Chair w/ Upholstered Seat</b> 18"W x 19"D x 36"H
71-204	83130-2040 	<b>Coffee Table</b> 40"W x 20"D x 18"H
71-204	83130-2226 	<b>End Table</b> 22"W x 26"D x 26"H

**#8600 SERIES - SARATOGA**

This line of furniture blends Mission Style features in an updated design. Construction is Red Oak veneer ply-core panels with solid Red Oak legs. Tops are plastic laminated for durability and have internal hardwood edges. This furniture is available in our standard stain colors.




SIN	ITEM #	DESCRIPTION
71-204	8617 	<b>Queen Headboard – Wall Hung</b> 68"W x 2-1/2"D x 30"H
71-204	2377	<b>Queen Bed Box – 7-1/2"H</b>
71-204	8618 	<b>King Headboard – Wall Hung</b> 86"W x 2-1/2"D x 30"H
71-204	2378	<b>King Bed Box – 7-1/2"H</b>
71-204	8610 	<b>1 Drawer Nightstand</b> 23"W x 18"D x 24-1/2"H
71-204	8606 	<b>2 Drawer Nightstand</b> 23"W x 18"D x 24-1/2"H
71-204	8613L	<b>Full Length Wall Mirror</b> 18"W x 60"L






<p>71-204</p>	<p>8603</p> 	<p><b>TV Entertainment Unit – 3 Drawers</b> 36"W x 24"D x 36"H</p> <p>(TV) ADD for TV Swivel mounted to top</p>
<p>71-204</p>	<p>8623</p> 	<p><b>TV Backboard</b> (Mount to wall or TV Entertainment Unit) 36"W x 2-1/2"D x 30"H</p>
<p>71-204</p>	<p>86133</p> 	<p><b>1 Drawer Writing Desk</b> 42"W x 24"D x 30"H</p>
<p>71-205</p>	<p>084UBS</p> 	<p><b>Desk Chair w/ Upholstered Seat</b> 18"W x 19"D x 32"H</p>
<p>71-204</p>	<p>0309</p> 	<p><b>Coffee Table</b> 54" x 28" x 17-1/2"H</p>

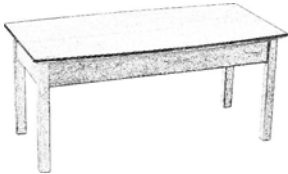

<p><b>71-204</b></p>	<p><b>0307</b></p> 	<p><b>End Table</b> 28" x 28" x 24-1/2 "H</p>
----------------------	--	---

**#8700 SERIES - WINDSOR**

This line of furniture features soft contemporary curves and is made of Birch veneer ply-core panels with Birch mouldings and legs. Tops are plastic laminated for durability and have internal hardwood edges. This line is available in our standard stain colors and in Red Oak at not additional cost.




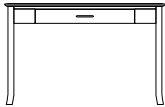

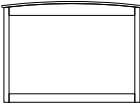
SIN	ITEM #	DESCRIPTION
71-204	8717 	<b>Queen Headboard – Wall Hung</b> 67"W x 2-1/2"D x 28"H
71-204	2377	<b>Queen Bed Box – 7-1/2"H</b>
71-204	8718 	<b>King Headboard – Wall Hung</b> 85"W x 2-1/2"D x 28"H
71-204	2378	<b>King Bed Box – 7-1/2"H</b>
71-204	8710 	<b>1 Drawer Nightstand</b> 22-1/2"W x 19"D x 24-1/2"H
71-204	8713L	<b>Full Length Wall Mirror</b> 18"W x 60"L









<p>71-204</p>	<p>8703</p> 	<p><b>TV Entertainment Unit – 3 Drawers</b> 36"W x 24"D x 36"H</p> <p><b>(TV)</b> ADD for TV Swivel mounted to top</p>
<p>71-204</p>	<p>8723</p> 	<p><b>TV Backboard</b> (Mount to wall or TV Entertainment Unit) 37"W x 2-1/2"D x 29"H</p>
<p>71-204</p>	<p>87133</p> 	<p><b>1 Drawer Writing Desk</b> 42"W x 24"D x 30"H</p>
<p>71-205</p>	<p>871977</p> 	<p><b>Desk Chair w/ Upholstered Seat</b> 18"W x 19"D x 36"H</p>
<p>71-205</p>	<p>870348</p> 	<p><b>Desk Chair w/ Upholstered Seat</b> 18"W x 19"D x 36"H</p>

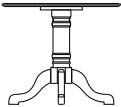
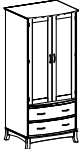
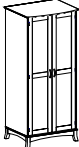
<p><b>71-204</b></p>	<p><b>87130-2040</b></p> 	<p><b>Coffee Table</b> 40"W x 20"D x 18"H</p>
<p><b>71-204</b></p>	<p><b>87130-2226</b></p> 	<p><b>End Table</b> 22"W x 26"D x 26"H</p>

**#8800 SERIES**

Clean and honest, our Abenaki line is traditional Vermont with a dash of verve. Cherry-stained birch veneers radiate warmth and elegance, while flared legs lighten the bases and bring a spirited freshness to the look.

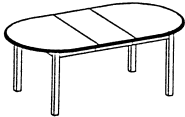
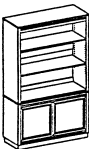
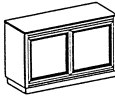

SIN	ITEM #	DESCRIPTION
71-204	8810 	<b>1 Drawer Night Table</b> 23" x 20" x 25" H
71-204	8804 	<b>3 Drawer Chest</b> 33" x 21" x 32" H
71-204	8814A 	<b>4 Drawer Credenza</b> 64" x 21" x 25" H
71-204	88133-2448 	<b>1 Drawer Writing Desk</b> 48" x 24" x 30" H
71-204	8805-20	<b>Pedestal Desk with 3 Drawers</b> 48" x 20" x 30"H
71-204	8805-24	<b>Pedestal Desk with 3 Drawers</b> 48" x 24" x 30"H
71-204	8808 	<b>Bookcase with one Shelf</b> 46" x 13" x 35"H
71-204	8813H 	<b>Horizontal Mirror</b> 42" x 2" x 30" H
71-204	8813V	<b>Vertical Mirror</b> 28" x 2" x 42"H



SIN	ITEM #	DESCRIPTION
71-204	8815 	<b>Twin Headboard</b> 43" x 4" x 41" H
71-204	8816 	<b>Full Headboard</b> 59" x 4" x 41" H
71-204	8817 	<b>Queen Headboard</b> 65" x 4" x 42" H
71-204	8818 	<b>King Headboard</b> 83" x 4" x 42" H
71-204	HBLEG	<b>Headboard Leg Set to mount to Bed Frame</b>
71-204	8809 	<b>TV Armoire with 3 Drawers and Video Shelf</b> 33" x 27" x 67" H
71-204	8806 	<b>2 Drawer Night Table</b> 23" x 20" x 25" H
71-204	88130-3636 	<b>Square Guest Table</b> 36" x 36" x 30" H
71-204	88130-2040 	<b>Coffee Table</b> 40" x 20" x 18" H
71-204	88130-2020	<b>End Table</b> 24" x 24" x 23"H



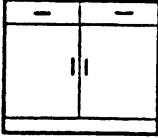
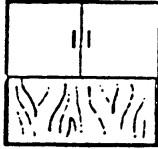
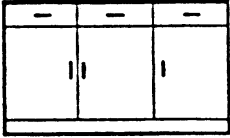
SIN	ITEM #	DESCRIPTION
71-204	88130-34RD 	<b>Round Guest Table</b> 34" Dia x 29" H
71-204	88214 	<b>2 Door Wardrobe with 2 Drawers, Hat Shelf and Rod</b> 33" x 27" x 74"H
71-204	88216 	<b>2 Door Wardrobe with Hat Shelf and Rod</b> 33" x 27" x 74"H

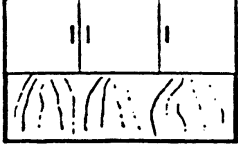

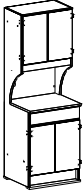

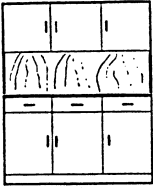
**DINING FURNITURE**

A traditional series of dining furniture to fill furniture needs in the dining room or kitchen. The table has solid oak legs and aprons and high pressure plastic laminate on plycore for the top. The hutch is constructed of natural wood veneer sides and high pressure plastic laminate top and shelves. The hutch is also available with solid oak side, top and shelves.

SIN	ITEM #	DESCRIPTION
71-204	DF130-4282 	<b>Dining Table with Extension Leaf</b> <b>Plastic Laminate Top</b> 42" x 64" – 82" x 30"H (82" dimension includes removable leaf)  <b>ADD ON:</b> Plastic Laminate top on Plycore ADD: \$100.00
71-204	DF2611 	<b>China Cabinet</b> 48" x 19" x 79"H  <b>ADD ON:</b> Solid Wood Top, Sides and Shelves (SW) ADD \$241.69
71-204	DF26 	<b>Server</b> 48" x 19" x 30"  <b>ADD ON:</b> Solid Wood Top, Sides and Shelves (SW) ADD \$108.59 <b>ADD ON:</b> KD 2 Drawer Assembly Unit (KD) ADD \$59.75
71-204	DF11 	<b>China Deck</b> 48" x 19" x 49"H  <b>ADD ON:</b> Solid Wood Top, Sides and Shelves (SW) ADD \$133.07

SIN	ITEM #	DESCRIPTION
71-205	DF087  	<p><b>Dining Chair without Arms – Upholstered Seat</b> 18" x 18" x 35 ¼"H</p> <p><b>ADD ON:</b> Vinyl Seat Cover with Velcro Attachment ADD \$14.49</p> <p>Metal Inserts for Bolt Mounted Seats are Standard</p>
71-205	DF087S  	<p><b>Dining Chair without Arms – Solid Seat</b> 18" x 18" x 35 ¼"H</p>

SIN	ITEM #	DESCRIPTION
71-204	KK2011 	<p><b>Single Kitchen Cabinet</b> – Wood Veneer V-1 20" x 19 ¾" x 36"H</p> <p><b>ADD ON:</b> Solid Wood Radius Panel Edges (WE) ADD \$14.58</p> <p><b>ADD ON:</b> Solid Wood (SW) ADD \$55.27</p>
71-204	KK2011H 	<p><b>Single Kitchen Hutch</b> 20" x 12" x 38"H</p> <p><b>ADD ON:</b> Solid Wood Radius Panel Edges (WE) ADD \$20.55</p> <p><b>ADD ON:</b> Solid Wood (SW) ADD \$66.16</p>
71-204	KK2022 	<p><b>Double Kitchen Cabinet</b> – Wood Veneer V-1 40" x 19 ¾" x 36"H</p> <p><b>ADD ON:</b> Solid Wood Radius Panel Edges (WE) ADD \$24.53</p> <p><b>ADD ON:</b> Solid Wood (SW) ADD \$76.01</p>
71-204	KK2022H 	<p><b>Double Kitchen Hutch</b> 40" x 12" x 38"H</p> <p><b>ADD ON:</b> Solid Wood Radius Panel Edges (WE) ADD \$24.93</p> <p><b>ADD ON:</b> Solid Wood (SW) ADD \$78.85</p>
71-204	KK2033 	<p><b>Triple Kitchen Cabinet</b> – Wood Veneer V-1 59" x 19 ¾" x 36"H</p> <p><b>ADD ON:</b> Solid Wood Radius Panel Edges (WE) ADD \$29.04</p> <p><b>ADD ON:</b> Solid Wood (SW) ADD \$93.28</p>

SIN	ITEM #	DESCRIPTION
71-204	KK2033H 	<b>Triple Kitchen Hutch</b> 59" x 12" x 38"H  <b>ADD ON:</b> Solid Wood Radius Panel Edges (WE) ADD \$31.57 <b>ADD ON:</b> Solid Wood (SW) ADD \$116.11
71-204	KK2011C 	<b>Single Kitchen Cabinet and Hutch Combination</b> 20" x 19 3/4" x 74"H  <b>ADD ON:</b> Solid Wood Radius Panel Edges (WE) ADD \$35.11 <b>ADD ON:</b> Solid Wood (SW) ADD \$121.44
71-204	KK2021C 	<b>Single Kitchen Cabinet and Hutch Combination</b> 25 1/4" x 21.81" x 75.06"H  <b>ADD ON:</b> Solid Wood Radius Panel Edges (WE) ADD \$35.20 <b>ADD ON:</b> Solid Wood (SW) ADD \$121.77
71-204	KK2022C 	<b>Double Kitchen Cabinet and Hutch Combination</b> 40" x 19 3/4" x 74"H  <b>ADD ON:</b> Solid Wood Radius Panel Edges (WE) ADD \$49.43 <b>ADD ON:</b> Solid Wood (SW) ADD \$154.90
71-204	KK2033C 	<b>Triple Kitchen Cabinet and Hutch Combination</b> 59" x 19 3/4" x 74"H  <b>ADD ON:</b> Solid Wood Radius Panel Edges (WE) ADD \$60.61 <b>ADD ON:</b> Solid Wood (SW) ADD \$209.33


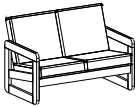
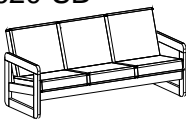
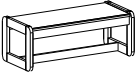
**LOUNGE FURNITURE**



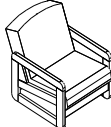
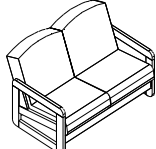
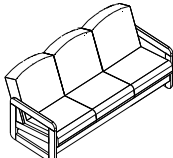
All upholstered items are priced with fabrics from New England Woodcraft standard fabric cards. All fabrics are 100 percent Olefin with Teflon soil and stain.


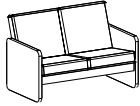
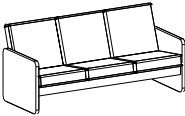
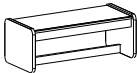

Lounge pieces with exposed wood ends are constructed of solid Northern Red Oak. Northern Hard Maple is available upon request at an additional up-charge. These pieces are finished in a durable natural finish (add 10% for stain).



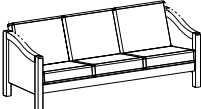
Our upholstered lounge furniture meets the Federal Government Standard FNAE-80-214. We use fabrics and other upholstery components that meet or exceed California Bulletin 117. Our lounge furniture can be constructed with materials that meet the California Bulletin #133 flammability standards, please contact us for pricing.

Lounge tables are priced with plastic laminate tops and PVC edgebanding. 1/8" solid Oak edgebanding is available for a 10% upcharge.

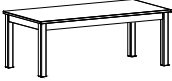

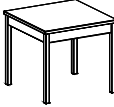

SIN	ITEM #	DESCRIPTION
71-206	0600-SB 	<b>Sled Base Chair</b> 26" x 31" x 32"H
71-206	0610-SB 	<b>Sled Base Settee</b> 50" x 31" x 32"H
71-206	0620-SB 	<b>Sled Base Sofa</b> 73" x 31" x 32'H
71-206	0334-SB	<b>Sled Base Upholstered Bench</b> 48" x 22" x 20"H
71-204	0327-SB 	<b>Sled Base Coffee Table</b> 48" x 22" x 18'H

SIN	ITEM #	DESCRIPTION
71-204	0329-SB 	<b>Sled Base End Table</b> 21 ½" x 28" x 23"H
71-204	0331-SB 	<b>Sled Base Corner Table</b> 28" x 28" x 23" H
71-204	0335-SB	<b>Sled Base Large coffee Table</b> 48" x 48" x 18"H
71-206	0200RC 	<b>Sled Base Lounge Chair</b> With Reversible Cushions. 26 ½" x 35" x 35"H
71-206	0210RC 	<b>Sled Base Settee</b> With Reversible Cushions. 51" x 35" x 35"H
71-206	0220RC 	<b>Sled Base Sofa</b> With Reversible Cushions. 75" x 35" x 35"H

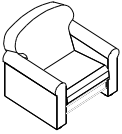

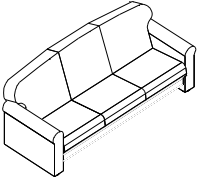



SIN	ITEM #	DESCRIPTION
71-206	0600-SE 	<b>Solid End Chair</b> 26 ½" x 30" x 32"H
71-206	0610-SE 	<b>Solid End Settee</b> 50" x 30" x 32"H
71-206	0620-SE 	<b>Solid End Sofa</b> 73 ½" x 30" x 32"H
71-206	0234-SE	<b>Solid End Upholstered Bench</b> 48" x 22" x 20"H
71-204	0227-SE 	<b>Solid End Coffee Table</b> 48" x 22" x 18"H
71-204	0235-SE	<b>Solid End Large Coffee Table</b> 48" x 48" x 18"H
71-204	0229-SE 	<b>Solid End Table</b> 21 ½" x 28" x 23"H
71-204	0231-SE	<b>Solid End Corner Table</b> 28" x 28" x 23"H

SIN	ITEM #	DESCRIPTION
71-206	0700-UE 	<b>Slant Arm Chair with Upholstered Arm Panel</b> 28" x 31" x 32"H
71-206	0710-UE 	<b>Slant Arm Settee with Upholstered Arm Panel</b> 52" x 31" x 32"H
71-206	0720-UE 	<b>Slant Arm Sofa with Upholstered Arm Panel</b> 76" x 31" x 32"H

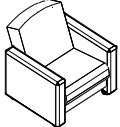
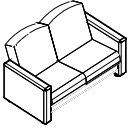

**PARSONS TABLES**

71-204	345SL-2248 	<b>Parson Coffee Table</b> 48" x 22" x 17"H <b>ADD ON:</b> Lower Shelf (SLF) ADD \$29.61
71-204	345SL-4848 	<b>Parson Large Coffee Table</b> 48" x 48" x 17"H
71-204	349SL-1928 	<b>Parson End Table</b> 19" x 28" x 22"H <b>ADD ON:</b> Lower Shelf (SLF) ADD \$25.75
71-204	341SL-2828 	<b>Parson Corner Table</b> 28" x 28" x 22"H <b>ADD ON:</b> Lower Shelf (SLF) ADD \$33.50

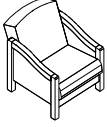
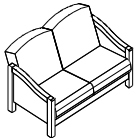

**WEYBRIDGE SERIES**

<b>SIN</b>	<b>ITEM #</b>	<b>DESCRIPTION</b>
71-206	0500RC 	<b>Fully Upholstered Lounge Chair</b> With Reversible Cushions. 41" x 33" x 36"H
71-206	0510RC 	<b>Fully Upholstered Settee</b> With Reversible Cushions. 65" x 33" x 36"H
71-206	0520RC 	<b>Fully Upholstered Sofa</b> With Reversible Cushions. 89" x 33" x 36"H
71-204	0350R 	<b>Coffee Table</b> 48" Diameter x 17 ½"H
71-204	0352R 	<b>End Table</b> 24" Diameter x 23 ½"H
71-204	0351R 	<b>Corner Table</b> 30" Diameter x 23 ½"H

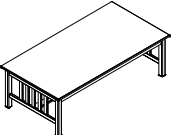

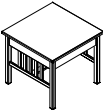
**SHOREHAM SERIES**

SIN	ITEM #	DESCRIPTION
71-206	0300RC 	<b>Basic Fully Upholstered Lounge Chair</b> With Reversible Cushions. 35" x 35" x 35"H
71-206	0310RC 	<b>Basic Fully Upholstered Settee</b> With Reversible Cushions. 57 1/2" x 35" x 35"H
71-206	0320RC 	<b>Basic Fully Upholstered Sofa</b> With Reversible Cushions. 81" x 35" x 35"H


**HANCOCK SERIES**

<b>SIN</b>	<b>ITEM #</b>	<b>DESCRIPTION</b>
71-206	0400RC 	<b>Slant Arm Lounge Chair</b> With Reversible Cushions. 28 ½" x 35" x 35"H
71-206	0410RC 	<b>Slant Arm Settee</b> With Reversible Cushions. 53" x 35" x 35"H
71-206	0420RC 	<b>Slant Arm Sofa</b> With Reversible Cushions. 77" x 35" x 35"H

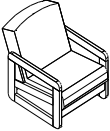
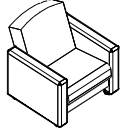
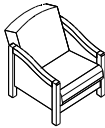


**MISSION SERIES TABLES**

71-204	0309 	<b>Coffee Table</b> 54" x 28" x 17 1/2"H
71-204	0308D 	<b>End Table with Drawer</b> 24" x 28" x 24 1/2"H
71-204	0307 	<b>Corner Table</b> 28" x 28" x 24 1/2"H

**LANGLEY SERIES**

71-206	039-SS 	<b>Langley Chair</b> 26" x 29-1/2" x 35"H
71-206	039-OTN 	<b>Langley Ottoman</b> 21" x 19" x 12"H

**ADA LOUNGE CHAIRS**

SIN	ITEM #	DESCRIPTION
71-206	0200RC-ADA 	<b>ADA Sled Base Chair</b> With Reversible Cushions. 26 ½" x 34 ½" x 37"H 20 ½" Seat Height
71-206	0330RC 	<b>Basic Fully Upholstered Chair</b> With Reversible Cushions. 29 ½" x 34 ½" x 33"H 19" Seat Height
71-206	0400RC-ADA 	<b>ADA Slant Arm Chair</b> With Reversible Cushions. 28 ½" x 34 ½" x 37"H 20 ½" Seat Height
71-206	0400RC-MS-ADA 	<b>ADA Mission Style Chair</b> With Reversible Cushions. 31" x 34 ½" x 37"H 20 ½" Seat Height
71-206	065A-ADA 	<b>ADA Englander Chair</b> 24 ½" x 28" x 36"H 21" Seat Height



